

■ Description

MIRCOM's BC-160R Battery Cabinet is intended for use with Nittan Fire Alarm Control Panels. It comes complete with a lockable bottom hinged door that opens downwards to allow access to the battery compartment. The BC-160R Battery Cabinet has a Red finish and holds up to 75 AH batteries (Compatible models refer to Chart-1 below).

■ Features

- Intended for use with Nittan Fire Alarm Control Panels
- Bottom hinged door that opens downwards
- Holds up to 75 AH batteries*1
- Red finish

*1. please refer compatible models on Chart-1

Model	Description
PE12V12	Sealed Lead Acid Battery, 12Volt, 12Ah
PE12V17-B1	Sealed Lead Acid Battery, 12Volt, 17Ah
PE12V24-B1	Sealed Lead Acid Battery, 12Volt, 24Ah
PE12V40-B2	Sealed Lead Acid Battery, 12Volt, 40Ah
BAT-12V55A	Sealed Lead Acid Battery, 12Volt, 55Ah
BAT-12V75A	Sealed Lead Acid Battery, 12Volt, 75Ah

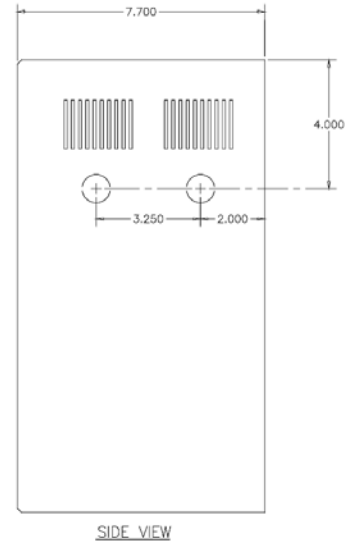
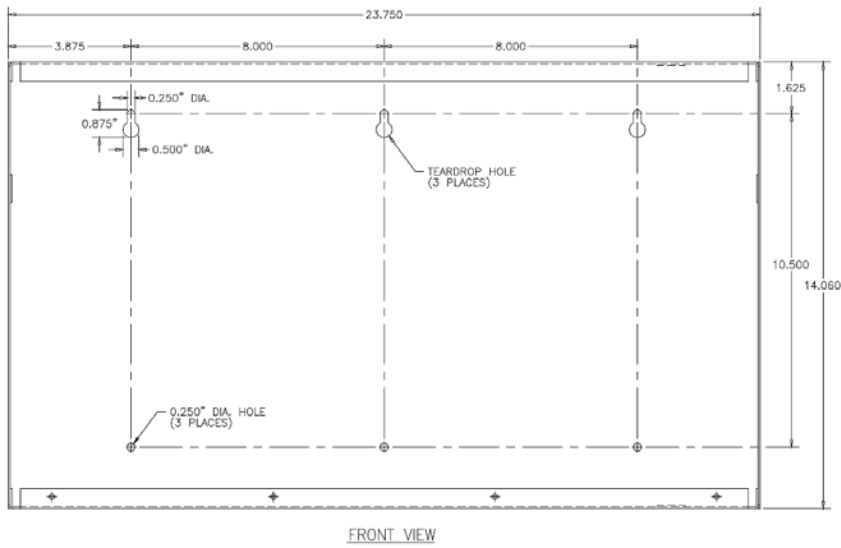
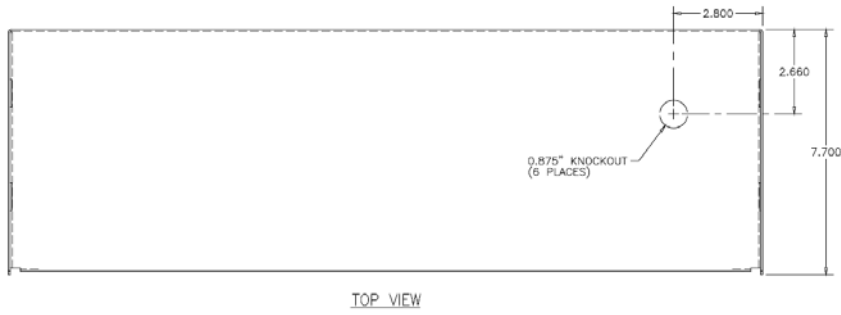
Chart-1. Compatible Models of Battery

■ Installation

Place the BC-160R Cabinet in a clean, dry, vibrationfree area, a minimum of 6" below the Control Panel it is being used with. Align the BC-160R Cabinet and Control Panel knock-outs so as to simplify conduit installation. Mount the BC-160R Cabinet, using the 6 pre-drilled mounting holes, to the wall. Connect the BC-160R Cabinet to the Control Panel cabinet with conduit between the adjacent knock-outs.



■ Dimensions



■ Ordering Information

Model	Description
BC-160R	Battery Cabinet

Distributed By

All specifications are subject to change without any notice.
For more information, contact with NITTAN.

NITTAN

54-5, 1-chome, Sasazuka,
Shibuya-ku, Tokyo151-8535, Japan
TEL:81-3-5333-7021 FAX:81-3-5333-8615